



Super Scalper

V 1.00

www.stockmaniacs.net

Thank you for purchasing Super Scalper V1.0 For Amibroker.

Super Scalper For Amibroker Includes:

- Super Scalper V1.0 (Buy/Sell signals with complete SL and target, buy/sell alert in human voice, email alert, alert output and few more parameters).
- Free update on the trading systems and email support till the subscription period.
- Free remote installation support and full literature. Free e-mail support UNCONDITIONAL till your service tenure. We have also uploaded training audios for the system on the site. V. V. Imp: You will need an working headphone to listen to the training audios. E-mail us at **helpdesk@stockmaniacs.net** for details.

Super Scalper For Amibroker Does Not Include:

- The system does not include Amibroker, so users need to have a working version of Amibroker to continue. Please use Amibroker Professional 5.00 or above for best results and usage of almost all required parameters. We recommend Amibroker 5.30 or above to use all parameters smoothly. Interested traders may also purchase Amibroker from us (mail to **helpdesk@stockmaniacs.net** for more details).
- The system does not include any data (FREE or paid). Subscribers need to arrange for their data for Amibroker. Subscribers may purchase data through us. See our Real Time Data page in our site for more details.
- The system does not include any on market buy sell confirmation service.
- The system does not include any portfolio management or fund management offer.
- Interested buyers are requested to check the disclaimers thoroughly in our site www.stockmaniacs.net.

How to install the system in trial?

The Super Scalper Trading System For Amibroker trial installer file is available for all at our site StockManiacs.net at <http://www.stockmaniacs.net/superscalper.html>. Download the file Super_Scalper_Trading_System_Trial_Version.exe to desktop by right clicking and selecting “Save Target As” or “Save Link As”.

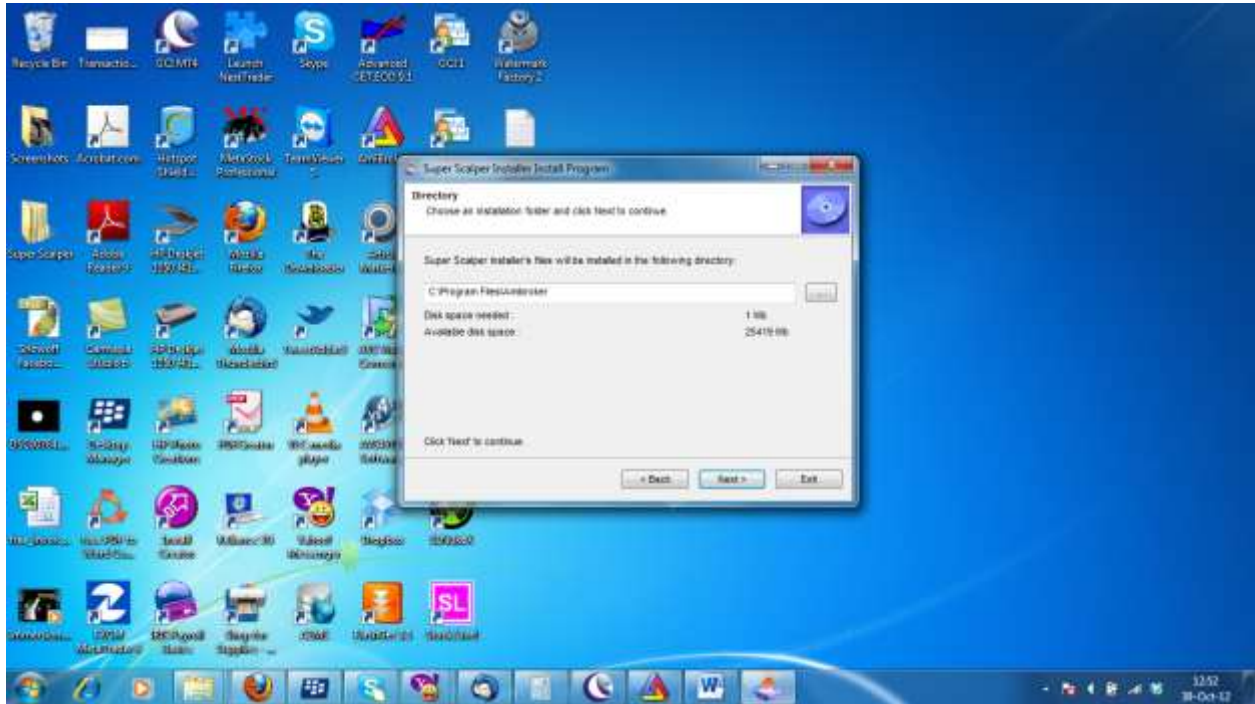


V. V. Imp: We strictly recommend deactivating any Antivirus software and firewalls before the installations and usage of Super Scalper Trading System. Once the installer file is downloaded double click on the installer.



Now follow the on-screen instructions to install from the file. It will automatically locate your Amibroker’s installation folder and will automatically place necessary DLL files and AFL or Amibroker Formula Files into

appropriate directories. If your Amibroker is installed in any other location than C:\Program Files\Amibroker and the installer cannot automatically find it, then kindly type the appropriate location manually.



Please follow the default on-screen instructions to complete the installation of the trading system files to your PC. If you are not familiar with software installations please contact our helpdesk before first time usage and first time installation. We recommend Windows XP or above and Intel Pentium IV or above for the system. Please use a high speed broadband connection for smooth running of Super Scalper Trading System in your computer. Please deactivate / remove all anti-virus software for smooth running of Super Scalper.

How to activate the system in trial?

Once the system is installed it will automatically run the Hardware ID as follows. If not manually locate in your Amibroker's installation folder (look for HWID.exe) and run it. Hardware ID is also available at your start menu at Super Scalper program group. It will show your hardware id like the following screenshot.

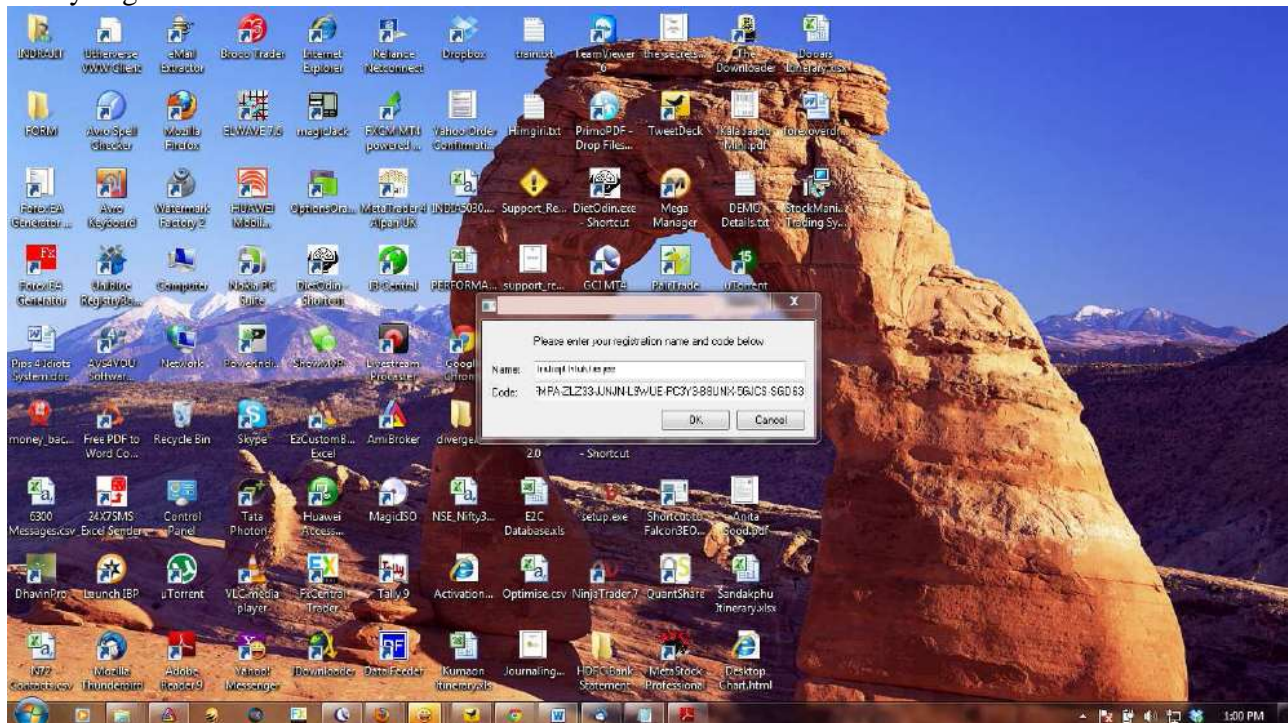


Copy the hardware id and mail it to us at helpdesk@stockmaniacs.net or you may also send in your hardware ids using the LEAVE A MESSAGE buttons in our site. We will mail you back a name, registration code like the following.

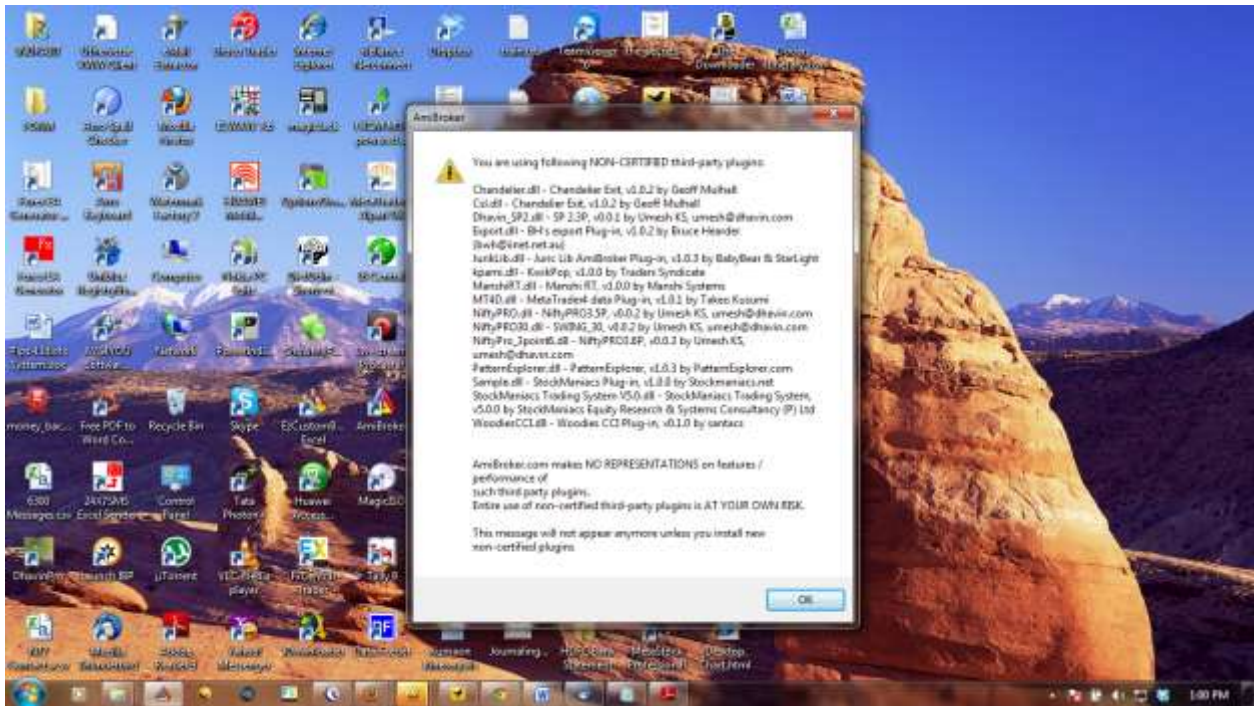
Name: Indrajit Mukherjee

Registration code: A8WBRUH-68P3U-SFMPAZLZ33-JJNIN-L9WUE-PC3Y3-B8UNX-5GJCS-SGD63.

Now run Amibroker. It will ask for the Name and the Registration code like the following. Copy and paste the details that you got in our mail to that window and click OK.



You may ask for remote support for trial activation. Now run Amibroker. This will confirm you about the DLL has got installed like following. Click on OK.



In your Amibroker keep START time of interval radio button selected in Tools → Preferences → Intraday as in the following image.



Trial holders directly skip to page number 11.

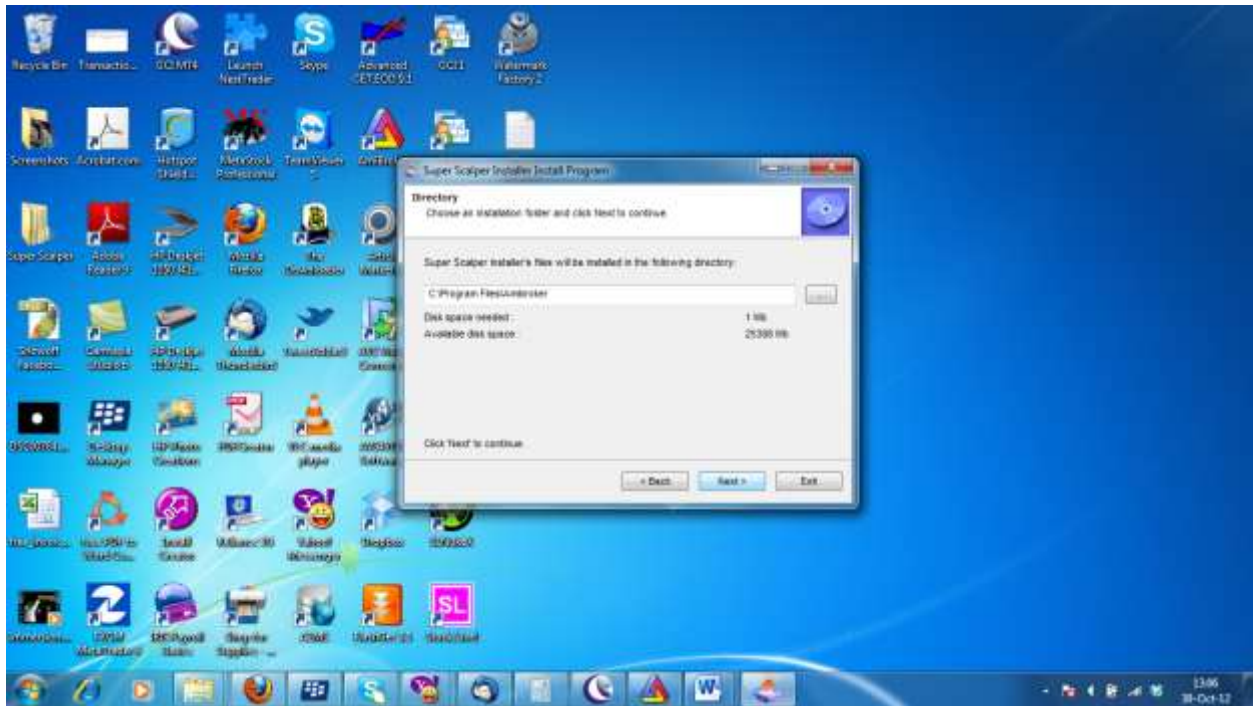
How to install the system after purchase?

Kindly remove any trial installation of Super Scalper Trading System using Add/Remove Programs in control panel. The Super Scalper Trading System For Amibroker paid version installer file is available for paid clients through mail only. Download the file Super_Scalper_Installer.exe to desktop by right clicking the link received in mail and selecting “Save Target As”.

V. V. Imp: We strictly recommend deactivating any Antivirus software and firewalls before the installations and usage of Super Scalper Trading System. Once the installer file is downloaded double click on the installer.



Now follow the on-screen instructions to install from the file. It will automatically locate your Amibroker’s installation folder and will automatically place necessary DLL files and AFL or Amibroker Formula Files into appropriate directories. If your Amibroker is installed in any other location than C:\Program Files\Amibroker and the installer cannot automatically find it, then kindly type the appropriate location manually.



Please follow the default on-screen instructions to complete the installation of the trading system files to your PC. If you are not familiar with software installations please contact our helpdesk before first time usage and first time installation. We recommend Windows XP or above and Intel Pentium IV or above for the system. Please use a high speed broadband connection for smooth running of Super Scalper Trading System in your computer. Please deactivate / remove all anti-virus software for smooth running of Super Scalper.

How to activate the system after purchase?

Once the system is installed it will automatically run the Hardware ID as follows. If not manually locate in your Amibroker's installation folder (look for HWID.exe) and run it. Hardware ID is also available at your start menu at Super Scalper program group. It will show your hardware id like the following screenshot.



Copy the hardware id and mail it to us at helpdesk@stockmaniacs.net or you may also send in your hardware ids using the LEAVE A MESSAGE buttons in our site. We will mail you back after we register your copy of Super Scalper Trading System in our servers. You may ask for remote support for activation.

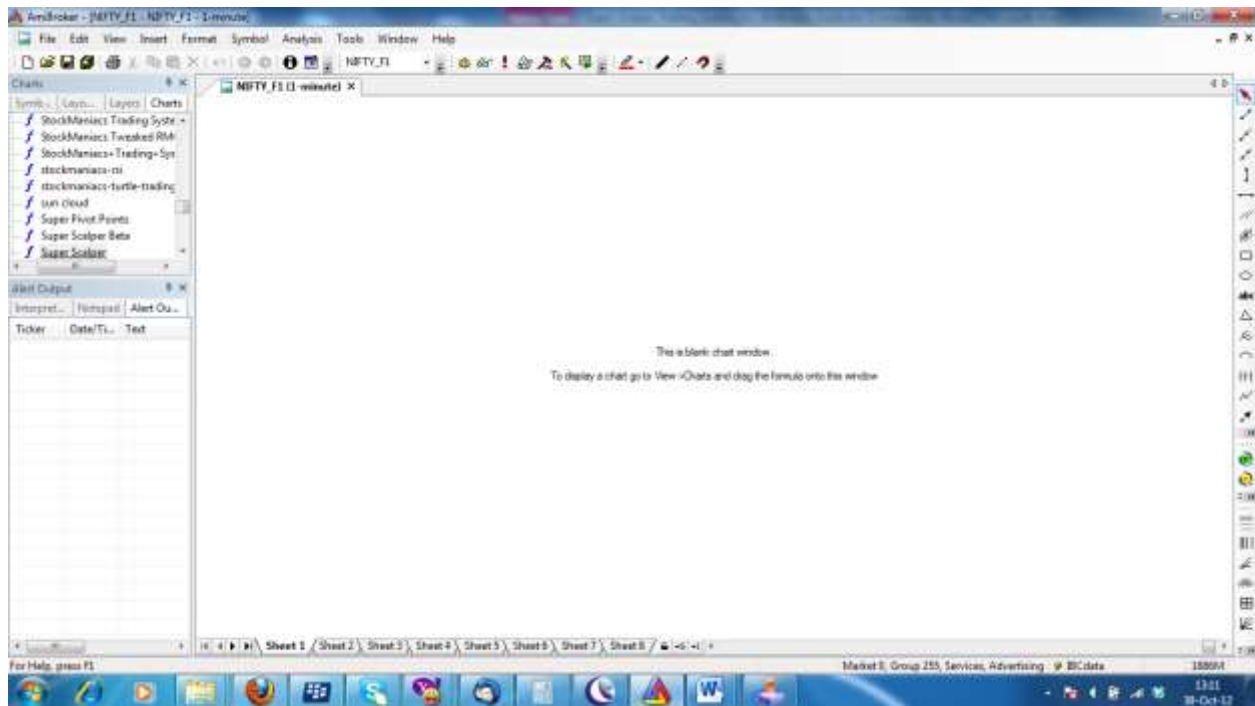
Now run Amibroker. This will confirm you about the DLL has got installed like following. Click on OK.



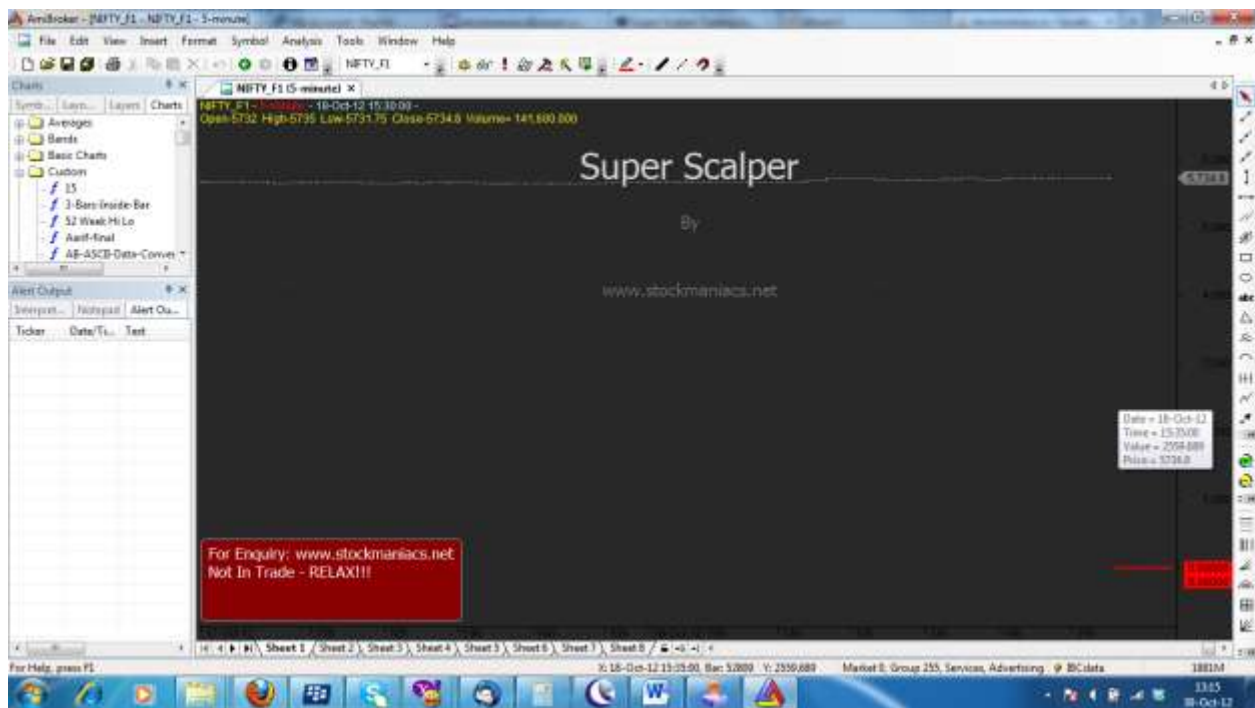
In your Amibroker keep START time of interval radio button selected in Tools → Preferences → Intraday as in the following image.



Now you will see the AFL or Amibroker formula file Super Scalper V1.0 is installed in the Amibroker\Formulas\Custom folder. Click on the + sign beside the Custom folder to locate it from the charts tree.



Double click on the file Super Scalper V1.0 and load into a blank chart page like the following image.



You will not be able to see the signals until we activate the system from our servers. Once we receive your request mail and your hardware id with your full contact details, we will mail back once the system is registered for your system.

Now restart Amibroker and you will be able to see the system working and showing signals like the following image.



How to use the system after installation?

You can change the default parameters by right clicking on the chart and choosing Parameters.

In the parameters you can either keep it in Auto Target Mode or change one optimizable parameter **Target**. The less the target the more chance of getting it done.

We recommend the following target levels for different scrips:

- Nifty: 10 points
- Bank Nifty: 20-25 points
- Equity Futures: 0.50-1.00% of buy price
- Gold: 50-60 points
- Silver: 80-100 points
- Crude Oil: 10 points
- Copper: 1 point
- Lead: 15-25 paisa
- Nickel: 2-3 points
- If you are not sure on how to set up the target make sure that the Auto Target Mode is on.

Suitable Time Frame: Super Scalper For Amibroker – V1.0 can be used on any time frames starting from 5 minute to 1 hours. But we will suggest 5 or 15 minutes for equity, index and currency and 30 minutes or 1 hour for commodities.

How To Trade: First look for a buy or sell signal and enter the trade. The system will automatically generate the stop loss and also will plot target on the chart. Please enter the trade with your target and SL. Visually the arrows are the entry signals and stars are the exit signals.



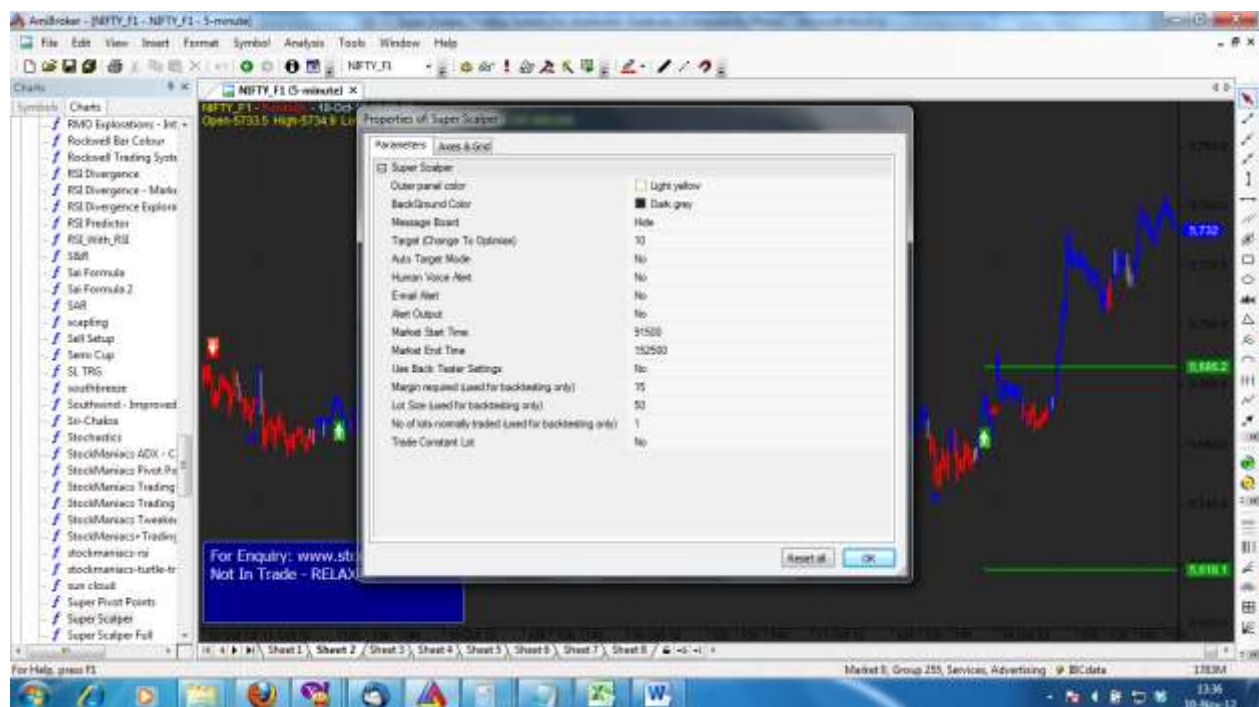
Profit Booking: As per money management rules we recommend traders to book full profits in target or in the candle close after the target gets hit, only risky traders may book 50% at target and run remaining quantity as per the trail SL.



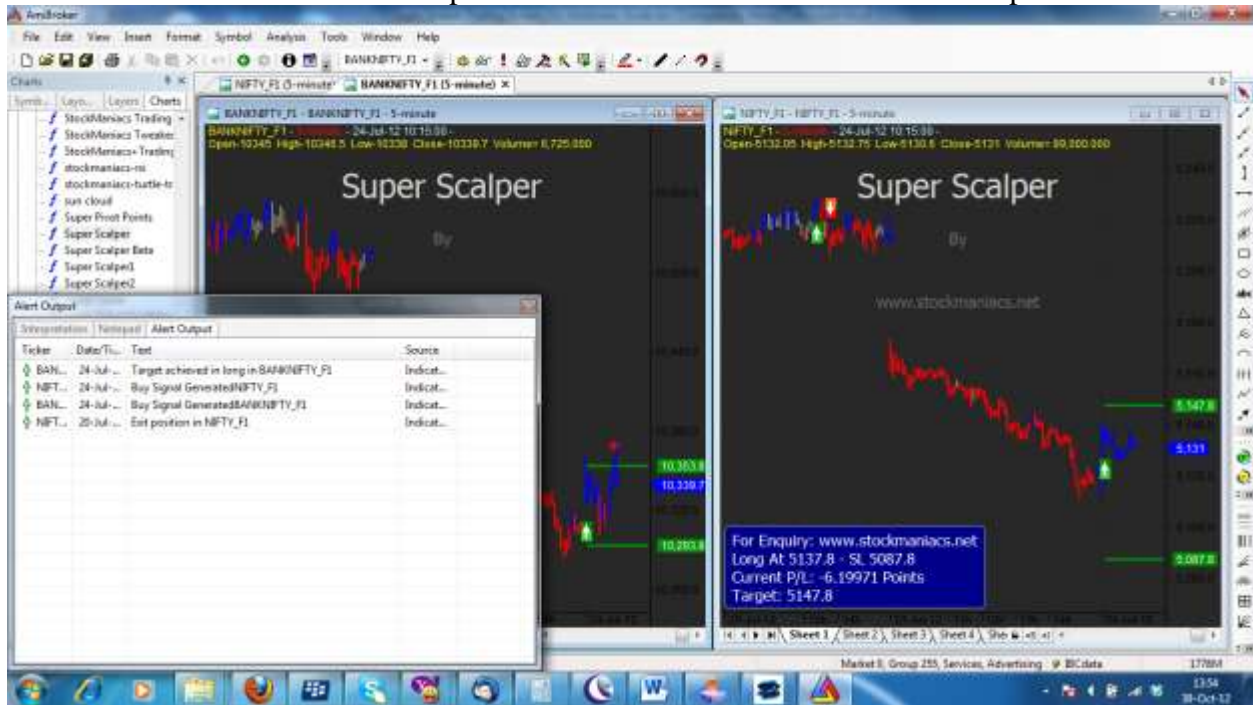
Bar Colour: Here we can see 3 bar colours in the system. Blue is a bull bar, red is a bear bar and grey is a neutral bar. Frequent grey bars indicate the market is in range.

Does This System Works On Stocks Or Commodities Or Forex? As our system is a multi-commodity system, it will work in any stocks, future, commodities, forex, just the proper target levels need to be specified or keep the Auto Target Mode on.

Use of Super Scalper V1.0 parameters: Right click on the chart and select parameters to see the available parameters. One picture is worth 1000 words so watch the image below very carefully to understand proper usage of parameters.



1. **Outer panel colour:** Changes the outer panel colour on the Amibroker screen.
2. **Back ground colour:** Changes the background colour on the Amibroker screen.
3. **Message board:** Show or hide the message board, by default is in show mode as this is compatible even with Amibroker V5.30, but if you are using lower than Amibroker 5.20 or above it is advisable that you upgrade your Amibroker before proceeding further.
4. **Target:** The optimizable parameters, one can use automatic analysis and optimize this parameter for best results according to the underlying and time frame. If you do not want to specify own targets keep the Auto Target Mode on.
5. **Human voice alert:** Literally will tell you in human voice in case of a buy or sell signal, also it will give voice alerts on exit signals too.
6. **Email alert:** Will email alerts in case of a buy or sell signal. To know more about configuring your email client with Amibroker please see http://www.amibroker.com/guide/h_alerts.html.
7. **Alert Output:** In case this parameter is on Yes mode it will give visible alerts about buy / sell signals if the View → Alert Output or Window → Alert Output is checked in.



8. This Alert Output or Human Voice Alert or Email Alert is very useful if you use Super Scalper Trading System on multiple scrips simultaneously. To open more than one scrip, say two scrip, open new blank chart.



- Say you now open another scrip BANKNIFTY FUTURE in the new blank chart and attach Super Scalper Trading System to the chart as described earlier.



- You can open multiple charts to get Alert Output, Human Voice Alert or Email Alert on them. But in all the scrips the Super Scalper Trading Systems parameters the alerts should be in Yes mode.
- Market start time:** By default it is 091500, adjust your market start time as per your market.
- Market close time:** By default it is 152500, adjust your market close time as per your market, keep it 5 minutes earlier than market close so that you get the signal for closing your positions. For NSE cash and FNO keep it 152500, for MCX-SX currency keep it 165500 for MCX commodities keep it 232500.

13. **Use Backtester Settings:** Switches the backtester settings on or off.
14. **Margin required:** Only needed in case of backtesting.
15. **Lot size:** Only needed in case of backtesting. Change lot sizes according to the underlying.
16. **No. of lots normally traded:** For best understanding of the performance, keep it 1 so that you can understand the performance of the system in one lot trading.

Back Test Reports & Results – 5 Minutes

Super Scalper Trading System has been extensively tested in the Indian equity markets. We have tested it in Nifty Index Futures from January 2008 – September 2012.

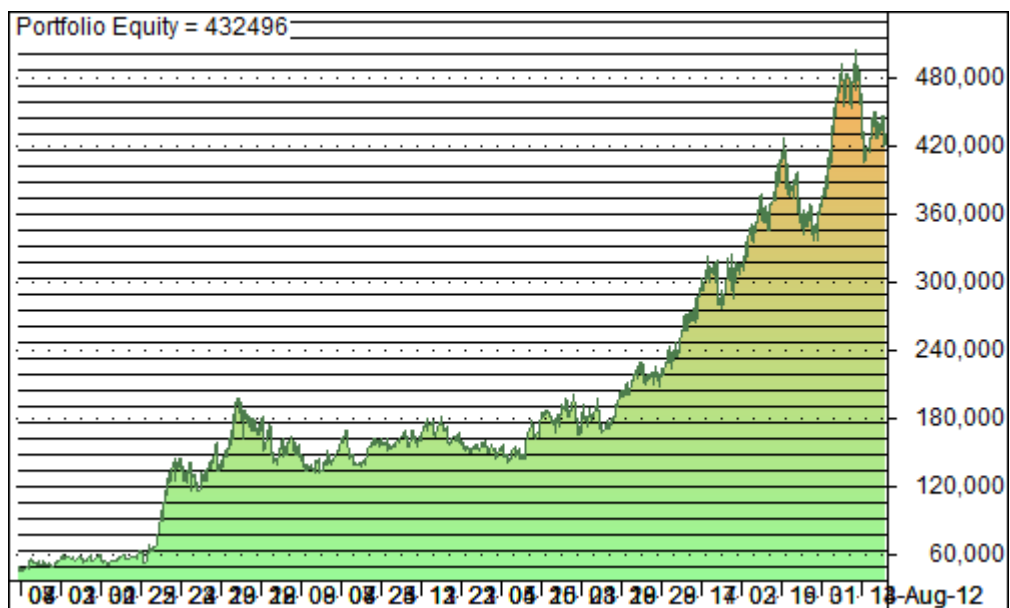
Nifty Future Results – 5 Minutes Time Frame Trading:

Super Scalper - Backtest Report		Page 1 of 1	
Statistics Charts Trades Formula Settings Symbols			
Statistics			
	All trades	Long trades	Short trades
Initial capital	50000.00	50000.00	50000.00
Ending capital	432496.46	253372.04	228924.42
Net Profit	382496.46	203372.04	178924.42
Net Profit %	764.99 %	407.14 %	357.85 %
Exposure %	15.52 %	7.35 %	6.17 %
Net Risk Adjusted Return %	4929.05 %	5538.90 %	4380.34 %
Annual Return %	57.57 %	40.60 %	37.80 %
Risk Adjusted Return %	370.92 %	555.04 %	462.66 %
<hr/>			
All trades	2073	1025 (49.45 %)	1048 (50.55 %)
Avg. Profit/Loss	184.51	198.61	170.73
Avg. Profit/Loss %	0.02 %	0.02 %	0.02 %
Avg. Bars Held	8.14	7.85	8.42
<hr/>			
Winners	1552 (74.87 %)	751 (36.71 %)	791 (38.16 %)
Total Profit	2842127.45	1410329.99	1431797.46
Avg. Profit	1831.27	1853.26	1810.11
Avg. Profit %	0.17 %	0.18 %	0.17 %
Avg. Bars Held	5.79	5.56	6.01
Max. Consecutive	23	19	20
Largest win	21675.79	12288.06	21675.79
# bars in largest win	2	2	2
<hr/>			
Losers	521 (25.13 %)	264 (12.74 %)	257 (12.40 %)
Total Loss	-2459630.99	-1206787.95	-1252873.04
Avg. Loss	-4720.96	-4571.05	-4874.99
Avg. Loss %	-0.43 %	-0.43 %	-0.44 %
Avg. Bars Held	15.14	14.47	15.82
Max. Consecutive	6	4	6
Largest loss	-26417.88	-17161.89	-26417.88
# bars in largest loss	42	12	42
<hr/>			
Max. trade drawdown	-36997.15	-28173.69	-36997.15
Max. trade % drawdown	-2.14 %	-2.14 %	-1.80 %
Max. system drawdown	-200362.88	-58278.36	-69062.94
Max. system % drawdown	-34.28 %	-40.27 %	-53.43 %
Recovery Factor	3.81	3.49	2.08
CAR/MaxDD	1.68	1.01	0.71
RAR/MaxDD	10.82	13.78	8.66
Profit Factor	1.35	1.17	1.14
Payout Ratio	0.28	0.41	0.37
Standard Error	46850.04	31705.58	22898.44
Risk-Reward Ratio	1.56	1.17	1.59
Ulcer Index	14.47	16.58	16.64
Ulcer Performance Index	3.61	2.13	1.95
Sharpe Ratio of trades	2.72	2.90	2.76
K-Ratio	0.0074	0.0055	0.0075

file://C:\Program Files\AmiBroker\Reports\Super Scalper-20121112103452804\stats.h... 12-Nov-12

The report shows the system has achieved a net profit of 764.99% in the time period Jan 2008 – Sep 2012. The above back test report was generated in default with a brokerage of Rs. 500 per crore. Our data provider was Invest Bulls.

Equity Curves - 5 Minutes Time Frame Trading:



Profit Table - 5 Minutes Time Frame Trading:

Year	Jan	Feb	Mar	Apr	May	Jun	Jul	Aug	Sep	Oct	Nov	Dec	Yr%
2008	13.0%	-6.7%	8.6%	2.7%	-2.5%	1.7%	-2.4%	1.6%	-6.6%	48.5%	61.7%	3.5%	168.0%
2009	-12.0%	22.9%	4.9%	31.5%	-11.0%	-8.3%	-0.3%	-7.6%	-6.2%	2.3%	6.3%	-7.0%	6.3%
2010	9.5%	3.0%	2.2%	-1.3%	10.0%	-11.0%	-1.4%	2.7%	-3.1%	-0.9%	9.3%	9.1%	29.3%
2011	8.1%	-7.1%	6.1%	-8.8%	15.0%	4.4%	2.3%	11.8%	15.5%	11.0%	-6.6%	7.3%	71.4%
2012	13.8%	5.0%	2.7%	-7.4%	5.4%	23.6%	6.9%	-12.1%	-1.5%	N/A	N/A	N/A	37.0%
Avg	6.5%	3.4%	4.9%	3.3%	3.4%	2.1%	1.0%	-0.7%	-0.4%	15.2%	17.7%	3.2%	

Back Test Reports & Results – 15 Minutes

Super Scalper Trading System has also been extensively tested in 15 minutes time frame in Nifty Index Futures from January 2008 – September 2012.

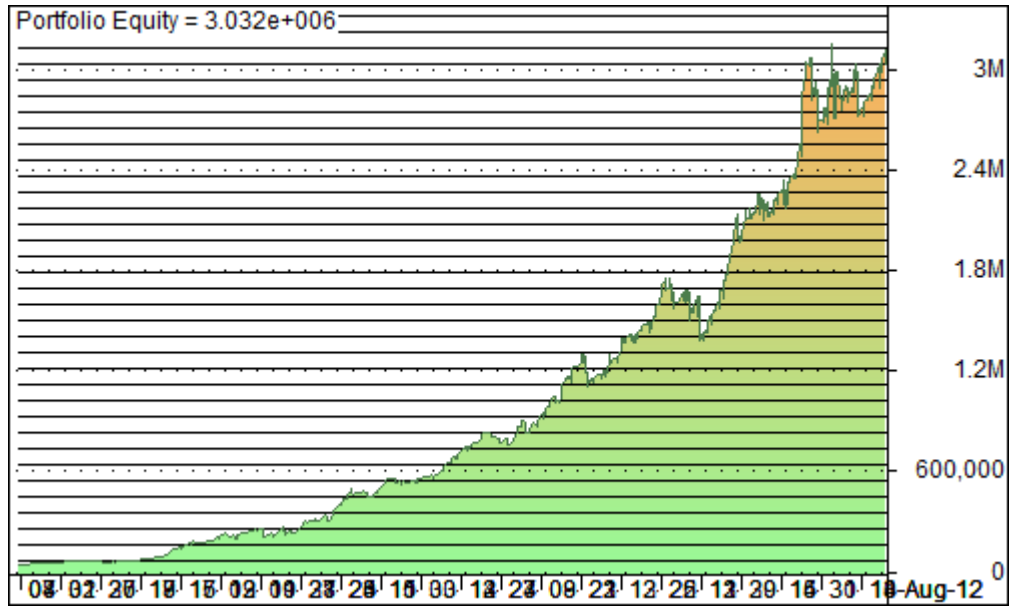
Nifty Future Results – 15 Minutes Time Frame Trading:

Super Scalper - Backtest Report		Page 1 of 1		
Statistics Charts Trades Formula Settings Symbols				
Statistics				
	All trades	Long trades	Short trades	
Initial capital	50000.00	50000.00	50000.00	
Ending capital	3032003.13	3030287.10	2001716.04	
Net Profit	2982003.13	3030287.10	1981716.04	
Net Profit %	5964.01 %	2060.57 %	3903.43 %	
Exposure %	8.53 %	4.07 %	4.46 %	
Net Risk Adjusted Return %	69947.14 %	50676.33 %	87515.01 %	
Annual Return %	137.52 %	91.09 %	117.62 %	
Risk Adjusted Return %	1612.84 %	2240.29 %	2637.00 %	
<hr/>				
All trades	775	380 (49.03 %)	395 (50.97 %)	
Avg. Profit/Loss	3847.75	2711.28	4941.05	
Avg. Profit/Loss %	0.09 %	0.07 %	0.11 %	
Avg. Bars Held	4.37	4.29	4.45	
<hr/>				
Winners	605 (78.06 %)	292 (37.68 %)	313 (40.39 %)	
Total Profit	7438929.40	3317166.65	4121762.74	
Avg. Profit	12296.75	11360.16	13168.57	
Avg. Profit %	0.34 %	0.22 %	0.26 %	
Avg. Bars Held	3.30	3.03	3.55	
Max. Consecutive	21	22	17	
Largest win	309152.58	101002.38	309152.58	
# bars in largest win	21	2	21	
<hr/>				
Losers	170 (21.94 %)	88 (11.35 %)	82 (10.98 %)	
Total Loss	-4456926.26	-226879.56	-2170046.71	
Avg. Loss	-26217.21	-25987.27	-26463.98	
Avg. Loss %	-0.42 %	-0.40 %	-0.44 %	
Avg. Bars Held	8.20	8.50	7.88	
Max. Consecutive	4	3	4	
Largest loss	-198443.18	-187980.43	-198443.18	
# bars in largest loss	16	16	16	
<hr/>				
Max. trade drawdown	-202099.62	-187980.43	-202099.62	
Max. trade % drawdown	-2.65 %	-2.32 %	-2.65 %	
Max. system drawdown	-621923.35	-540705.89	-328428.36	
Max. system % drawdown	-22.68 %	-47.36 %	-33.94 %	
Recovery Factor	6.46	1.91	5.94	
CAR/MaxDD	6.06	1.92	3.47	
RAR/MaxDD	71.11	47.30	77.69	
Profit Factor	1.67	1.48	1.90	
Payoff Ratio	0.47	0.44	0.50	
Standard Error	302621.18	138018.34	226307.03	
Risk-Reward Ratio	2.06	1.88	1.61	
Ulcer Index	6.10	13.99	7.13	
Ulcer Performance Index	21.66	6.13	15.73	
Sharpe Ratio of trades	8.77	7.43	9.95	
K-Ratio	0.0165	0.0151	0.0129	

file://C:\Program Files\AmiBroker\Reports\Super Scalper-20121112104239836/stats.h... 12-Nov-12

The report shows the system has achieved a net profit of 5964.01% in the time period Jan 2008 – Sep 2012 with 78.06% accuracy. The above back test report was generated in default with a brokerage of Rs. 500 per crore. Our data provider was Invest Bulls.

Equity Curves - 15 Minutes Time Frame Trading:



Profit Table - 15 Minutes Time Frame Trading:

Year	Jan	Feb	Mar	Apr	May	Jun	Jul	Aug	Sep	Oct	Nov	Dec	Yr%
2008	7.4%	8.2%	2.3%	3.7%	5.5%	2.1%	-8.5%	12.6%	17.4%	18.0%	47.0%	20.7%	236.5%
2009	6.1%	18.5%	3.4%	9.1%	6.6%	-8.8%	4.2%	15.2%	13.8%	5.1%	33.9%	6.6%	182.7%
2010	-0.3%	18.4%	-5.0%	5.7%	4.6%	18.9%	9.0%	8.5%	-2.1%	11.1%	2.0%	13.6%	119.8%
2011	13.3%	7.5%	-6.4%	6.9%	11.1%	6.0%	16.7%	-6.0%	0.5%	-7.6%	16.5%	16.8%	99.0%
2012	9.1%	-1.7%	5.9%	27.3%	-10.4%	7.9%	4.0%	-4.0%	4.3%	N/A	N/A	N/A	45.8%
Avg	7.1%	10.2%	0.1%	10.5%	3.5%	5.2%	5.1%	5.3%	6.8%	6.6%	24.9%	14.4%	

Super Scalper Video:

Super Scalper Version 1.0 live running video is available in Youtube at <http://www.youtube.com/watch?v=HShSq6MXqZQ>.

How to uninstall the system?

If you need to un-install Super Scalper For Amibroker, you can do so from your start menu at Super Scalper program group.

For any queries kindly ask your questions at our Yahoo group or mail us at **helpdesk@stockmaniacs.net**.
Happy trading!!

Copyright & Earnings Disclaimer

If you are found duplicating, copying or stealing any of the content on this website you will be prosecuted to the fullest extent of the law.

Disclaimer

Commodity Futures Trading Commission Futures and Options trading has large potential rewards, but also large potential risk. You must be aware of the risks and be willing to accept them in order to invest in the futures and options markets.

Don't trade with money you can't afford to lose. This is neither a solicitation nor an offer to Buy/Sell futures or options. No representation is being made that any account will or is likely to achieve profits or losses similar to those discussed on this web site. The past performance of any trading system or methodology is not necessarily indicative of future results.

CFTC RULE 4.41 - HYPOTHETICAL OR SIMULATED PERFORMANCE RESULTS HAVE CERTAIN LIMITATIONS. UNLIKE AN ACTUAL PERFORMANCE RECORD, SIMULATED RESULTS DO NOT REPRESENT ACTUAL TRADING. ALSO, SINCE THE TRADES HAVE NOT BEEN EXECUTED, THE RESULTS MAY HAVE UNDER-OR-OVER COMPENSATED FOR THE IMPACT, IF ANY, OF CERTAIN MARKET FACTORS, SUCH AS LACK OF LIQUIDITY. SIMULATED TRADING PROGRAMS IN GENERAL ARE ALSO SUBJECT TO THE FACT THAT THEY ARE DESIGNED WITH THE BENEFIT OF HINDSIGHT. NO REPRESENTATION IS BEING MADE THAT ANY ACCOUNT WILL OR IS LIKELY TO ACHIEVE PROFIT OR LOSSES SIMILAR TO THOSE SHOWN.

No representation is being made that any account will or is likely to achieve profits or losses similar to those shown. In fact, there are frequently sharp differences between hypothetical performance results and the actual results subsequently achieved by any particular trading program. Hypothetical trading does not involve financial risk, and no hypothetical trading record can completely account for the impact of financial risk in actual trading.

All information on www.stockmaniacs.net website or any e-book or trading tools purchased from this website is for educational purposes only and is not intended to provide financial advice. Any statements about profits or income, expressed or implied, does not represent a guarantee. Your actual trading may result in losses as no trading system is guaranteed. You accept full responsibilities for your actions, trades, profit or loss, and agree to hold FellowTraders and any authorized distributors of this information harmless in any and all ways.

All rights reserved. The use of www.stockmaniacs.net and website and or it's contents constitutes acceptance of our disclaimer.